



**Electrolux**  
PROFESSIONAL

## SkyLine PremiumS Electric Boiler Combi Oven 201 480V

ITEM # \_\_\_\_\_

MODEL # \_\_\_\_\_

NAME # \_\_\_\_\_

SIS # \_\_\_\_\_

AIA # \_\_\_\_\_



219744 (ECOE201T310)

SKYLINE PremiumS 20  
HALF SHEET PANS (13" X  
18") OR 20 HOTEL PANS (12  
" X 20") TOUCH-ELECTRIC  
480V-BOILER

### Short Form Specification

#### Item No. \_\_\_\_\_

Combi oven with high resolution full touch screen interface, multilanguage, IPX5, ETL, EnergyStar, Ergocert

- Built-in BOILER (in s/s 316L) with Lambda Sensor
- OptiFlow: air distribution system with 7 fan speed levels
- SkyClean: Automatic and built-in self cleaning system with integrated descale of the steam generator.
- 3 Cooking modes: Automatic, Programs, Manual
- Special functions: MultiTimer cooking, Plan-n-Save, SkyHub homepage, agenda MyPlanner, SkyDuo connection to SkyLine ChillerS, automatic backup mode to avoid downtime
- USB port to download HACCP data, programs and settings. Connectivity to the cloud ready
- 6-point multi sensor core temperature probe
- Triple-glass door with double LED lights line
- Includes (10) 922062 stainless steel grids
- Includes (1) 922753 trolley

### Main Features

- Built-in steam generator: Boiler in AISI 316 steel for highly precise humidity and temperature control according to the chosen settings.
- Lambda Sensor: Real humidity control of +/-1% for automatic quantity and size of food recognition to guarantee consistent cooking results
- Dry, hot convection cycle (77 °F - 575 °F/25 °C - 300 °C): ideal for convection cooking.
- Combi cycle (77 °F - 575 °F/25 °C - 300 °C): The combination of hot air and steam creating a humidity controlled cooking environment, to reduce the cooking process times and food weight loss.
- Steam cycle (77 °F - 266°F/25 °C - 130°C): Ideal for sous vide, re-thermalization, and Low Steaming of food and vegetables
- Automatic Cooking Mode: includes 9 food families (meat, poultry, fish, vegetables, pasta/rice, eggs, pastries and sweet bakery, bread, dessert) with 100+ different pre-installed variations. The Automatic Sensory Phase of the oven optimizes the cooking process according to the size, quantity and type of food loaded in the oven. Real-time monitoring of cooking parameters. Personalize and save up to 70 variations per food family.
- Supplied with one half-sheet size trolley, 2 1/2" pitch.
- Cycles+: Regeneration (ideal for banqueting on plate or rethermalizing on tray)
  - Low Temperature Cooking (to minimize weight loss and maximize food quality) Patented US7750272B2 and related family
  - Proving cycle
  - EcoDelta cooking, cooking with the difference between the food probe core temperature of the food and the cooking cavity
  - Sous-vide cooking
  - Static Combi (to reproduce traditional cooking from static oven)
  - Pasteurization of pasta
  - Dehydration cycles (ideal for drying fruits, vegetables, meats, seafood)
- Food safe Control and Advanced Food Safe Control: to automatically monitor safely the cooking process in compliance with HACCP hygienic standards or drive cooking with pasteurization factor Patented US6818865B2 and related family
- Programs mode: a maximum of 1000 recipes can be stored in the oven's memory, to recreate the exact same recipe at any time. The recipes can be group in 16 different categories to better organize the menu. 16-step cooking programs also available.
- MultiTimer: Special feature to manage up to 20 different cooking cycles at the same time in the same cavity guaranteeing even cooking results. Up to 200 MultiTimer available programs
- Reversible Fan: 7 speed fan levels from 300 to 1500 RPM with reverse rotation for optimal evenness. Fan stops in less than 5 seconds when door is opened.
- 6-point multi sensor core temperature probe for maximum precision and food safety.
- Automatic cool-down and pre-heat function

APPROVAL: \_\_\_\_\_

Electrolux Professional, Inc.

www.electroluxprofessional.com

4003 Collins Lane Louisville, KY 40245 USA - fax number: 706-447-6228



SkyLine PremiumS  
Electric Boiler Combi Oven 201 480V



**Electrolux**  
PROFESSIONAL

## SkyLine PremiumS Electric Boiler Combi Oven 201 480V

- Different chemical options available: solid (phosphate-free), liquid (requires optional accessory).
- GreaseOut: predisposed for integrated grease drain and collection for safer operations (dedicated base as optional accessory).
- Back-up mode: self-diagnosis is automatically activated if a failure occurs to avoid downtime.
- Capacity: 20 half sheet/hotel pans.
- OptiFlow air distribution system to achieve maximum performance in chilling/heating evenness and temperature control thanks to a special design of the chamber.

### Construction

- Triple thermo-glazed door: with 2 hinged inside panels for easy cleaning and double LED lights line.
- Seamless hygienic internal chamber with all rounded corners for easy cleaning.
- 304 AISI stainless steel construction throughout.
- Front access to control board for easy service.
- Integrated spray gun with automatic retracting system for fast rinsing.
- IPX 5 spray water protection certification for easy cleaning.
- Integrated door shield to avoid steam and heat dispersion from the door, when the roll-in rack is not used.

### User Interface & Data Management

- Touchscreen: High resolution interface (translated into more than 30 languages including Spanish and French) - color-blind friendly panel.
- Picture Management: upload full customized images of cooking cycles or food items
- Make-it-mine: feature to allow full personalization or locking of the user interface by selecting what is visible on screen
- SkyHub: customizable homepage to allow the user to group their favorite functions for immediate access when operating.
- MyPlanner: on-screen agenda where the user can plan their daily work, set reminders for several users and receive personalized alerts for each activity
- SkyDuo: Oven and Blast Chiller automatic communication to guide the user through the cook&chill process by creating a safe controlled environment to optimize time and efficiency (requires optional accessory).
- USB port: to download HACCP data, share cooking programs and configurations. USB port also allows to plug-in sous-vide probe (optional accessory).
- Connectivity: ready for real time access to connected appliances from remote and HACCP monitoring (requires optional accessory).
- e-learning: equipment trainings, how-to guides, and technical documentation easily accessible by scanning QR-Code with any mobile device.
- Data Analytics: automatic consumption visualization at the end of the cycle.

### Sustainability



- Human centered design: with 4-star certification for ergonomics and usability.
- Door handle: ergonomic wing-shaped design for hands-free door opening with elbow, to allow simple trays management (Registered Design at EPO).
- Reduced-Power Feature: To consume less energy during customized slow cooking cycles.
- SkyClean: Automatic self cleaning system with integrated

descaling of the steam boiler. 5 automatic cycles (soft, medium, strong, extra strong, rinse-only) and green functions to save energy, water, detergent and rinse aid. Also programmable with delayed start.

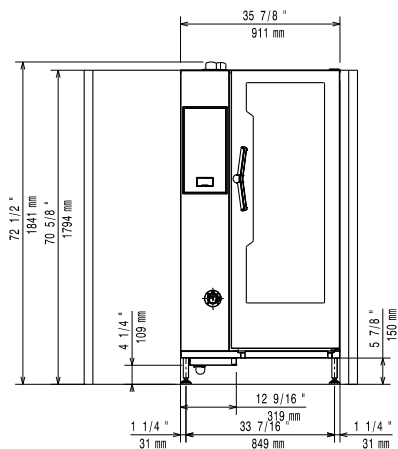
- Plan-n-Save: the oven organizes the sequence of the chosen cooking cycles to optimize the processes in the kitchen reducing time and energy consumption.

### Included Accessories

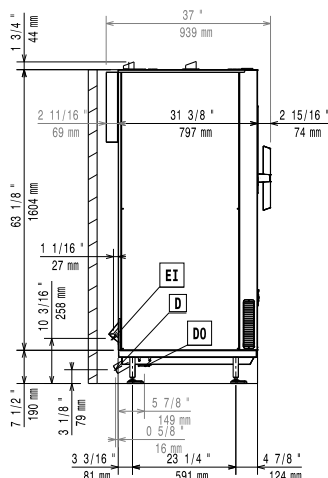
- 10 of Single 304 stainless steel grid (12" x 20") PNC 922062
- 1 of 20 Tray Rack Trolley, Half Sheet Pans, 2 ½" (63mm) pitch for 201 ovens and blast chillers PNC 922753

### Optional Accessories

Front



Side



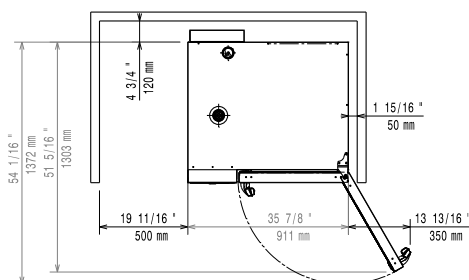
CWI1 = Cold Water inlet      EI = Electrical connection

CWI2 = Cold Water Inlet 2

D = Drain

DO = Overflow drain pipe

Top



### Electric

Supply voltage:	480 V/3 ph/60 Hz
Electrical power, max:	37.7 kW
Electrical power, default:	37.7 kW

### Water:

#### Water Cold Supply Connection:

219744 (ECO201T310)	3/4"
Cold Water Inlet Connection:	3/4" GHT
Drain "D":	2" (50 mm)

Max inlet water supply temperature: 86°F (30°C)

Water inlet cold 1: unfiltered

Water inlet cold 2: filtered

**Electrolux Professional** recommends the use of treated water, based on testing of specific water conditions. Refer to manual for details

Pressure:	15-87 psi (1-6 bar)
Chlorides:	<85 ppm
Conductivity:	>50 µS/cm

### Installation:

Clearance:	Clearance: 2 in (5 cm) rear and right hand sides.
Suggested clearance for service access:	20 in (50 cm) left hand side.

### Capacity:

Max load capacity:	220 lbs (100 kg)
Hotel pans:	20 - 12" X 20"
Half-size sheet pans:	20 - 13" X 18"

### Key Information:

Door hinges:	Right Side
External dimensions, Width:	35 7/8" (911 mm)
External dimensions, Depth:	34 1/32" (864 mm)
External dimensions, Height:	70 5/8" (1794 mm)
Net weight:	627 lbs (284.5 kg)
Shipping width:	37 3/8" (950 mm)
Shipping depth:	37 13/16" (960 mm)
Shipping height:	79 1/8" (2010 mm)
Shipping weight:	700 lbs (317.5 kg)
Shipping volume:	64.73 ft <sup>3</sup> (1.83 m <sup>3</sup> )

### ISO Certificates

ISO Standards: ISO 9001; ISO 14001; ISO 45001; ISO 50001

### Sustainability

Current consumption: 45.2 Amps